

Advent Calendar

Let your kiddos color or paint their calendar heading as they'd like.


- There are two per page for the heading if you want to one for each child, or a one page heading.

Print the chains and cut them.


- Chains are made with even and odd numbers so you can print on color paper to create a pattern if you'd like.

Staple or glue chains together to create the advent Calendar.

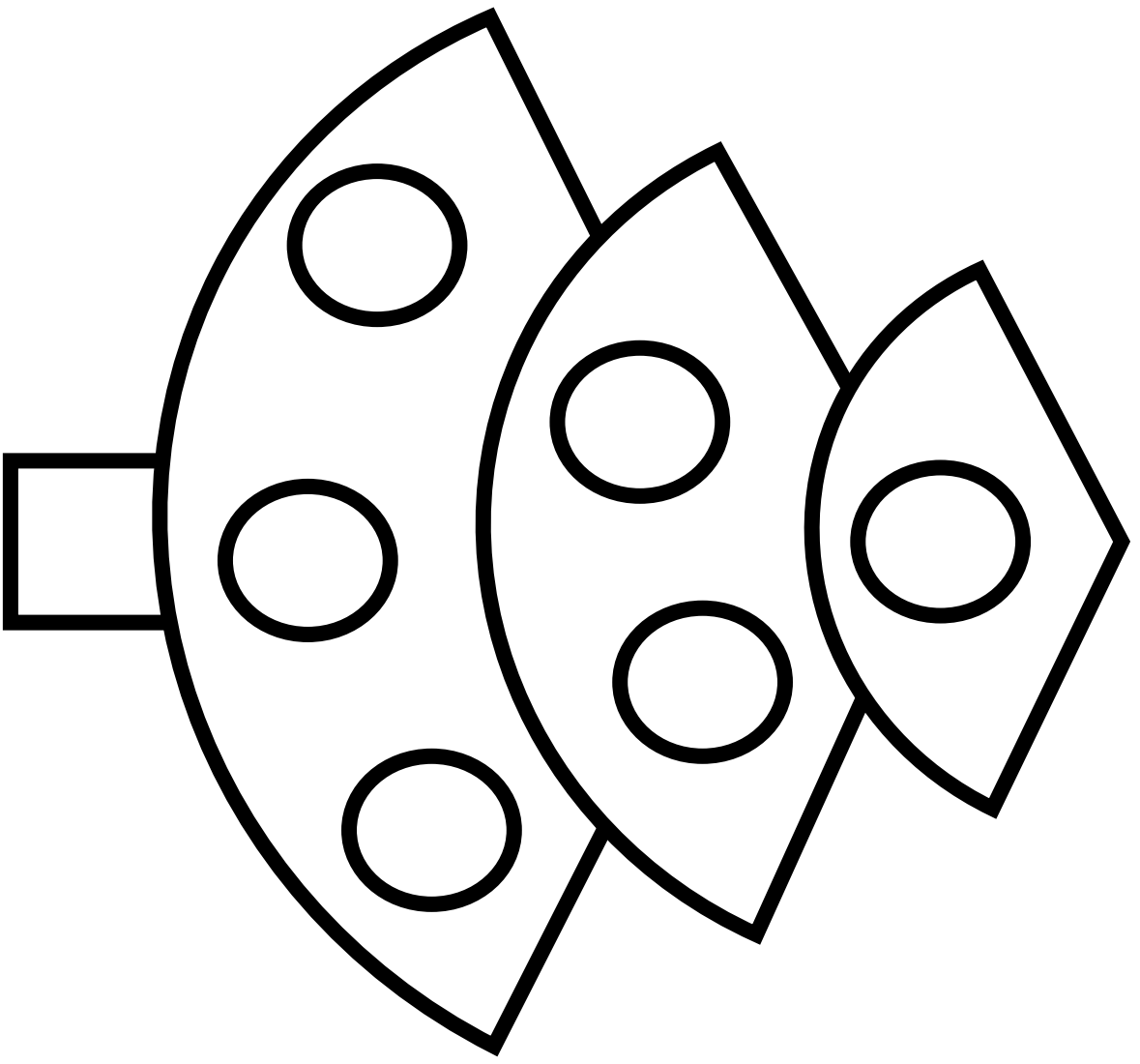
- Be sure to cut the slit in the header to allow a space for the first chain.



Days Until
Christmas!



Days Until
Christmas!



Days Until

Christmas!



1

3

5

7

9

2

4

6

8

10

11

13

15

17

19

12

14

16

18

20

21

23

25

22

24